

June 2008

Jet Boating New Zealand

PRESENTER


Phil Kiesanowski

ANDERSON **LLOYD** LAWYERS

Canterbury

MARCH 1984

JETBOATING







FAMILY SPRINTING

Canterbury

SEPTEMBER 1996

JETBOATING



NEW ZEALAND REGISTERED MAGAZINE
CANTERBURY BRANCH N.Z.J.B.A. P.O. BOX 2476, CHRISTCHURCH

Canterbury's first mini-marathon



UNDOUBTEDLY a day with a difference.

This would be the best way of describing the very successful mini-marathon run by the Canterbury Branch on Saturday, February 27. Thirty-two competitors took part in the event which covered the 50 miles from the Rakai mouth to the gorge; a car trial of 35 miles between the Rakai Gorge and the Waimakariri Gorge; and a further 40 miles down the Waimak to the motorway bridges.

Outright winner was Vance Hannah in his home-built boat, Gemini, powered by a Mk III Zodiac straight six motor. Detailed results appear on page 14.

Dull, overcast conditions greeted competitors in the morning, but after overcoming a minor difficulty — some nong with a fishy sense of humour had plastered the launching ramp with a liberal coating of grease — the boats got away from the lagoon and headed up-country.


The majority covered the run to the gorge



PICTURES — Above: The first objective, the Rakai Gorge bridge. Left: Boats waiting to leave the river at Rakai Gorge. Right: Trail-blazer Trevor Fairbairn heading up the Rakai. Below: "Where has all the water gone..."



in two hours. There, they and their trailered boats took part in a 35-mile car trial which eventually led them to the Waimak Gorge Bridge. Refuelling was compulsory at this



WAIMAK RALLY RESULTS

REVERSE SLALOM (200 points)

Place	Driver Name	Boating Time	HITS No	MISS Time	FORWARD No	FORWARD Time	Total Time	Score
1	MERV MOORE	1:02.40	0	0	0	1:02.40	1:02.40	200.00
2	JEFF HORNE	1:03.07	0	0	0	1:03.07	1:03.07	197.00
3	JULIAN SHARP	1:13.50	0	0	0	1:13.50	1:13.50	189.00
4	ICLIVE BRITTENDEN	1:15.57	0	0	0	1:15.57	1:15.57	186.00
5	JOHN WALKER	1:16.85	0	0	0	1:16.85	1:16.85	184.00
6	JOHATHON SHARP	1:17.00	0	0	0	1:17.00	1:17.00	183.00
7	JOHN HALL	1:20.79	0	0	0	1:20.79	1:20.79	178.00
8	PETER HUTTON	1:21.00	0	0	0	1:21.00	1:21.00	177.00
9	PETER PHILLIPS	1:22.28	0	0	0	1:22.28	1:22.28	175.00
10	RALPH ADAMS	1:27.99	0	0	0	1:27.99	1:27.99	169.00
11	DENNIS BROOK	1:29.47	0	0	0	1:29.47	1:29.47	167.00
12	LACHIE MCLEOD	1:44.88	0	0	0	1:44.88	1:44.88	151.00
13	MICHELLE SCHREIBER	1:47.85	0	0	0	1:47.85	1:47.85	149.00
14	JOHN KNOWLES	1:29.50	1	1:00	0	1:29.50	2:29.50	133.00
15	MURRAY BROWN	1:27.51	1	1:00	0	1:27.51	2:27.51	131.00
16	GRAEME PHILLIPS							

SFUDDLE (200 points)

Place	Driver Name	Boating Time	MISSED No	Total Time	Score	
1	JOHN HALL	0:01.03	2	2:00	2:01.03	200.00
2	PETER PHILLIPS	0:01.04	2	3:00	3:01.04	199.00
3	MERV MOORE	0:01.05	2	2:00	2:01.05	199.00
4	MICHELLE SCHREIBER	0:01.05	3	3:00	3:01.05	199.00
5	JEFF HORNE	0:01.10	3	3:00	3:01.10	198.00
6	JOHN KNOWLES	0:01.10	3	3:00	3:01.10	198.00
7	JOHN WALKER	0:01.10	3	3:00	3:01.10	198.00
8	JULIAN SHARP	0:01.21	3	3:00	3:01.21	197.00
9	ICLIVE BRITTENDEN	0:01.20	3	3:00	3:01.20	197.00
10	DENNIS BROOK	0:01.25	3	3:00	3:01.25	196.00
11	JOHATHON SHARP	0:01.30	3	3:00	3:01.30	195.00
12	MURRAY BROWN	0:01.34	3	3:00	3:01.34	194.00
13	LACHIE MCLEOD	0:01.35	3	3:00	3:01.35	194.00
14	RALPH ADAMS	0:03.40	3	3:00	3:03.40	191.00
15	GRAEME PHILLIPS					

BLINDFOLD NAVIGATION (200 points)

Place	Driver Name	Boating Time	HITS No	MISSES Time	Total Time	Score
1	JOHN KNOWLES	0:40.28	0	0	0:40.28	200.00
2	RALPH ADAMS	0:48.23	0	0	0:48.23	196.00
3	JOHATHON SHARP	0:30.58	2	0:20	0:50.58	199.00
4	JOHN HALL	0:34.19	0	0	0:34.19	194.00
5	MERV MOORE	0:45.78	1	0:10	0:55.78	194.00
6	MICHELLE SCHREIBER	0:57.62	0	0	0:57.62	192.00
7	LACHIE MCLEOD	1:07.25	0	0	1:07.25	185.00
8	ICLIVE BRITTENDEN	1:13.29	0	0	1:13.29	181.00
9	JEFF HORNE	1:02.42	1	0:10	1:12.42	181.00
10	PETER HUTTON	1:14.91	0	0	1:14.91	180.00
11	JOHN WALKER	1:22.17	0	0	1:22.17	177.00
12	DENNIS BROOK	1:40.17	0	0	1:40.17	169.00
13	PETER PHILLIPS					
14	MURRAY BROWN					
15	JULIAN SHARP					
16	GRAEME PHILLIPS					

WAIMAK RALLY RESULTS

NOMINATED TIME (100 points)

Place	Driver Name	Boating Time	MAGAZINE No	2 ITEMS Time	Total Time	Score
1	PETER HUTTON	5:00	0	0	5:00	100.00
2	JEFF HORNE	6:00	0	0	6:00	83.33
3	JOHATHON SHARP	6:00	0	0	6:00	83.33
4	JOHN KNOWLES	6:00	0	0	6:00	83.33
5	MURRAY BROWN	6:00	0	0	6:00	83.33
6	MERV MOORE	7:00	0	0	7:00	71.43
7	PETER PHILLIPS	7:00	0	0	7:00	71.43
8	RALPH ADAMS	8:00	0	0	8:00	62.50
9	ICLIVE BRITTENDEN	9:00	0	0	9:00	55.56
10	JOHN HALL	10:00	0	0	10:00	50.00
11	LACHIE MCLEOD	10:00	0	0	10:00	50.00
12	JOHN WALKER	11:00	0	0	11:00	45.45
13	MICHELLE SCHREIBER	13:00	0	0	13:00	38.46
14	JULIAN SHARP	13:00	0	0	13:00	38.46
15	DENNIS BROOK	14:00	0	0	14:00	35.71
16	GRAEME PHILLIPS					

SLOW SLALOM (200 points)

Place	Driver Name	Boating Time	Total Time	Score
1	JOHN WALKER	0:02.50	0:02.50	200.00
2	JOHN HALL	0:02.40	0:02.40	197.00
3	JEFF HORNE	0:02.17	0:02.17	175.00
4	MERV MOORE	0:02.08	0:02.08	166.40
5	RALPH ADAMS	0:01.33	0:01.33	106.40
6	PETER PHILLIPS	0:01.30	0:01.30	104.00
7	DENNIS BROOK	0:01.23	0:01.23	98.40
8	JOHN KNOWLES	0:01.20	0:01.20	96.00
9	JOHATHON SHARP	0:01.18	0:01.18	94.40
10	LACHIE MCLEOD	0:00.52	0:00.52	41.60
11	PETER HUTTON			
12	ICLIVE BRITTENDEN			
13	MICHELLE SCHREIBER			
14	MURRAY BROWN			
15	JULIAN SHARP			
16	GRAEME PHILLIPS			

TASK TOTALS for OCT 1994

Place	Drivers Name	SCOUT REVER	BLIND	BCHAS	RTING	SFUDD	SLOW	DOWN	Tot		
1	MERV MOORE	192.00	200.00	144.28	200.00	199.00	150.133	70.166	40	71.43	1907.00
2	JEFF HORNE	200.00	197.00	109.62	198.36	109.62	133.66	173.60	83.33	1396.00	
3	JOHN HALL	184.00	154.42	148.51	158.97	190.06	200.00	192.00	50.00	1277.00	
4	RALPH ADAMS	184.00	141.83	166.23	134.23	163.82	131.90	196.40	62.50	1091.00	
5	JOHN KNOWLES	184.00	83.48	200.00	141.16	114.79	133.66	76.00	83.33	1036.00	
6	JOHATHON SHARP	184.00	157.97	159.11	95.83	113.29	133.51	94.40	83.33	1021.00	
7	JOHN WALKER	176.00	128.22	97.94	97.66	95.35	133.66	200.00	45.45	1004.00	
8	PETER PHILLIPS	184.00	151.68	10.00	72.76	200.00	133.71	104.00	71.43	927.00	
9	PETER HUTTON	184.00	124.97	108.16	99.21	117.12	133.62	10.00	100.00	906.00	
10	MICHELLE SCHREIBER	190.00	115.99	199.87	113.28	126.90	132.70	10.00	99.46	869.00	
11	ICLIVE BRITTENDEN	192.00	165.14	109.01	87.43	116.05	132.55	10.00	55.56	869.00	
12	MURRAY BROWN	184.00	78.24	10.00	126.60	169.95	123.48	10.00	83.33	795.00	
13	DENNIS BROOK	176.00	139.49	80.33	29.25	87.42	142.55	98.40	25.71	780.00	
14	LACHIE MCLEOD	152.00	118.99	119.60	31.71	76.88	133.40	41.60	50.00	724.00	
15	JOHN WALKER	176.00	169.00	10.00	89.05	35.98	133.50	10.00	98.46	721.00	
16	GRAEME PHILLIPS	120.00	10.00	10.00	10.00	10.00	10.00	10.00	10.00	10.00	270.00