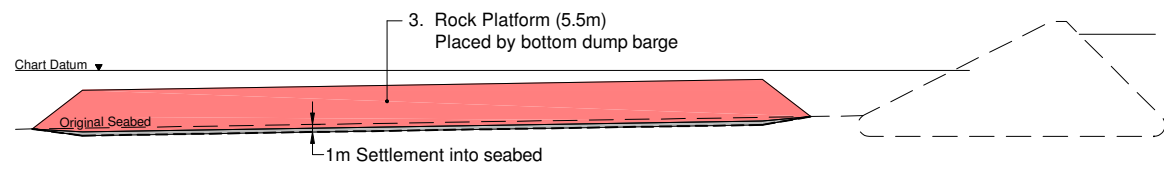
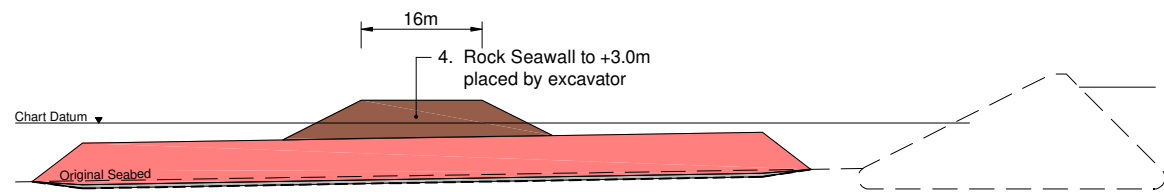


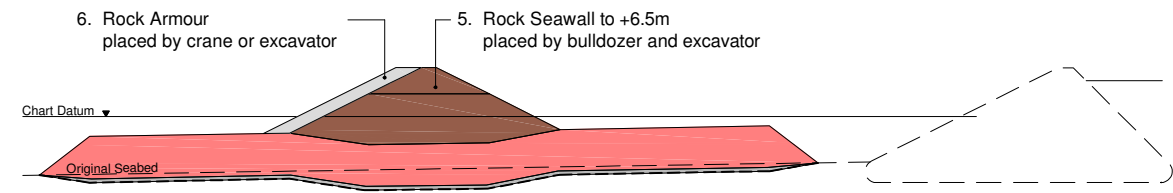
1 STEPS 1 AND 2  
Scale: 1:500



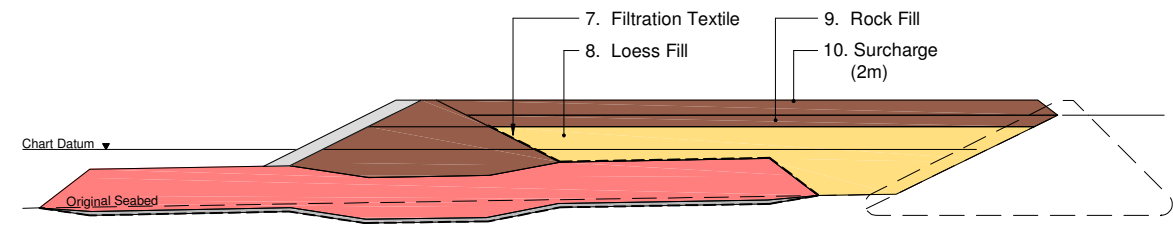
2 STEP 3  
Scale: 1:500



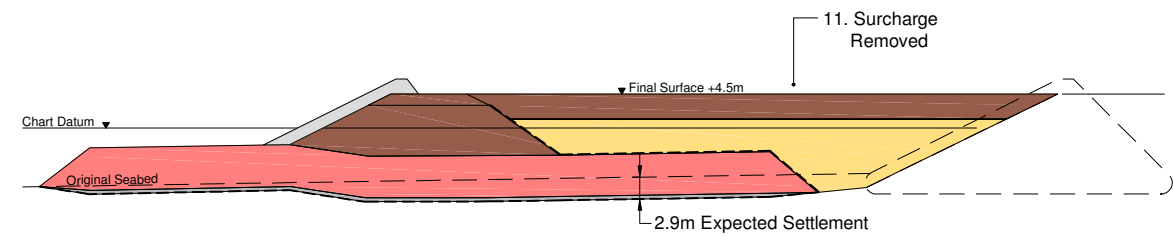
3 STEP 4  
Scale: 1:500



4 STEPS 5 AND 6  
Scale: 1:500



5 STEPS 7 TO 10  
Scale: 1:500



6 FINISHED RECLAMATION  
Scale: 1:500

300 mm  
200  
100  
50  
10 mm  
0

	BY	CHECKED	DATE
DESIGN			
DRAWN	CAL		Feb 09
APPROVED			
AMENDMENT	APP'D	DATE	

This drawing and its contents are the property of Opus International Consultants Limited. Any unauthorised employment or reproduction, in full or in part, is forbidden.

**Lpc** Lyttelton Port of Christchurch

**Christchurch Civil Engineering**  
PO Box 1482  
Christchurch, New Zealand  
Tel: +64 3 363 5400  
Fax: +64 3 365 7858

TITLE LYTTELTON PORT OF CHRISTCHURCH COAL HANDLING FACILITY COAL YARD EXPANSION PROJECT							
CONSTRUCTION PHASES RECLAMATION CROSS SECTIONS – CONSTRUCTION STEPS							
STATUS	PRELIMINARY	FILE	DV354.11				
SCALE	1:250 @ A1	PLOT DATE	19/02/09 @ 12:26	FEATURE IDENTIFIER	6/1194/148	CODE	5604
				SHEET	45	REVISION	R0

19/02/2009 12:26

GRAPHIC SCALES

g:\lpc\dv354.11 coal expansion project (options & ideas phase)\drawings\6\_1194\_148\5604 preliminary\6\_1194\_148\_5604\_45--.dwg – 45R0 ORIGINAL SHEET SIZE A1 [840x594]