

# Democratic process

*Environment Canterbury's role is as the lead agency for democratic and effective regional government*



## » Delivering on community outcomes

### Desired outcomes

- All community outcomes.

### Progress this year

Most people consider Environment Canterbury to be the lead agency in environmental management in Canterbury.

Most people consider they get good value for money spent by Environment Canterbury.

Over half the community say they have faith that decisions made by Environment Canterbury are in the best interests of the community.

*Note: The survey which measures community confidence was last held in 2006/07. It is carried out every two years and will be repeated in 2008/09.*

### Effect on the four well-beings:



SOCIAL



ECONOMIC



ENVIRONMENTAL



CULTURAL

These activities have no negative impact on the four well-beings.

## » Highlights

The level of general rates adopted in our Annual Plan for 2008/09 was slightly lower than that forecast in the 2006-16 Long Term Council Community Plan.

The local government elections were held in October 2007, with eight of the 14 elected members new to the Canterbury Regional Council. The elections were based on newly established constituency boundaries as a result of a review of representation arrangements.

Territorial authorities and other key stakeholders were consulted on the review of the Canterbury Regional Policy Statement. Issues and options reports were prepared on most chapters and the draft natural hazards chapter was prepared.

Customer Services handled in excess of 60,000 enquiries for information and 288 Land Information Reports, with a 90% customer satisfaction rating.

## » We also . . .

- Held 41 council meetings and workshops and 72 committee meetings. Councillors undertook tours of the northern and southern parts of the region.
- Entered into a new Triennial Agreement with Canterbury's city and district councils. This followed the council elections.
- Responded to numerous enquiries from constituents and were represented by councillors at national and local forums.
- Responded to 68 official information requests and seven requests from the Ombudsman.
- Maintained good relations with Te Runanga o Ngai Tahu and Nga Runanga and established a Maori Advisory Committee.
- Maintained and made available Environment Canterbury archives.
- Started a preservation programme to make electronic versions of large maps and plans in the Environment Canterbury archives. Many of the 10,000 documents are from the North and South Canterbury Catchment Boards, later amalgamated to form Environment Canterbury.
- Received a clear audit opinion for the 2006/07 Annual Report and the amendment to the Long Term Council Community Plan to introduce Clean Heat programmes in Rangiora, Kaiapoi, Ashburton and Timaru.
- Informed the community of Environment Canterbury's response to regionally significant issues through delivering the *Living Here* newspaper to all households eight times a year, the fortnightly *Fast Facts* stakeholder newsletter, the website [www.ecan.govt.nz](http://www.ecan.govt.nz), education programmes with schools and liaison with the news media.
- Held the World Environment Day Sustainability Expo at the Christchurch Convention Centre in association with the Ministry for the Environment and other partners. An effort was made to reduce carbon dioxide emissions from the event, resulting in the final emissions being reduced to just two tonnes, considerably down on the initial forecast that the expo would generate 33 tonnes of carbon dioxide.
- Provided the *Living Canterbury* sustainable environment exhibit at the Canterbury Museum.
- Provided regional council functions under contract to the Chatham Islands Council. The contract to provide these functions for a further four-year term is being negotiated.



Environment Canterbury acknowledges and thanks the people who took the time to make submissions to the council. It is vital that citizens and stakeholders can voice their concerns directly and have input into the decision-making process.

# >> Levels of service This section reports on performance for 2007/08 against Annual Plan targets

## 1. Providing environmental leadership

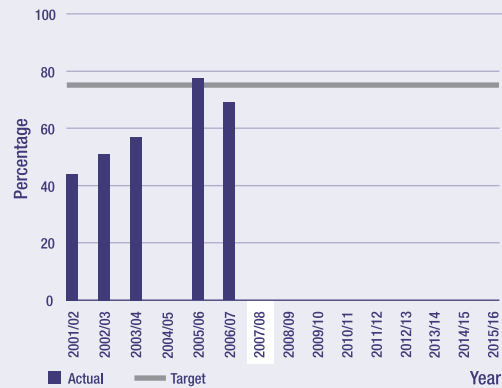
### Measure

Percentage of the community who consider Environment Canterbury to be the lead agency in environmental management in the region.

Target 2007/08  
75%

This data is collected every two years, next due in 2008/09.

### Public awareness



Source: Environment Canterbury two-yearly survey.

## 2. Providing value for money

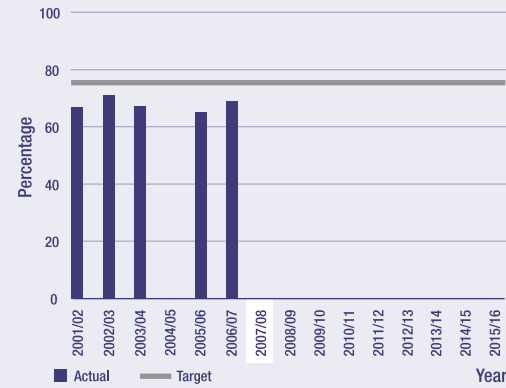
### Measure

Percentage of the community who feel they get good value for money spent by Environment Canterbury.

Target 2007/08  
75%

This data is collected every two years, next due in 2008/09.

### Public awareness



Source: Environment Canterbury two-yearly survey.

## 3. Making decisions that reflect the best interests of the community

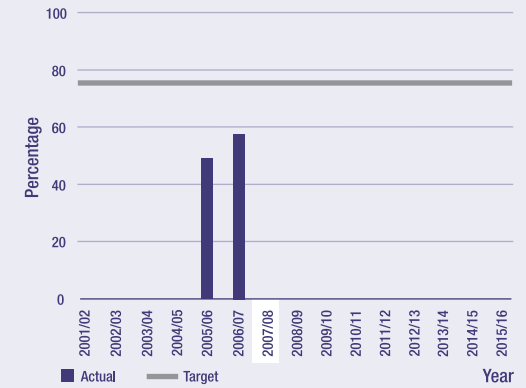
### Measure

Percentage of the community who say they have faith that decisions made by Environment Canterbury represent the best interests of the community.

Target 2007/08  
75%

This data is collected every two years, next due in 2008/09.

### Public awareness



Source: Environment Canterbury two-yearly survey.



## >> Financial summary

\$000	Actual 2007/08	Budget 2007/08	Actual 2006/07
<b>Total Expenditure</b>	7,950	7,664	6,488
<i>Funded by:</i>			
General rates	6,865	6,469	6,674
Targeted rates	-	-	-
Grants	60	1	-
User pays and other	860	797	672
<b>Total Funding</b>	7,785	7,267	7,346
<b>Reserves Increase/(Decrease)</b>	(165)	(397)	858

Earth Hour sponsorship increased expenditure above the level expected but was offset by grants. The Council elections, which were held in late 2007, cost slightly less than anticipated.

### Capital Expenditure

Capital expenditure associated with this group of activities was funded from general funds and included as depreciation expense.