



Our contribution

ROAD MAP FOR EACH GROUP OF ACTIVITIES



Public passenger transport group of activities

The public passenger transport group of activities contributes to the following community outcomes:

- Transport and travel needs are met
- Easy to travel around Canterbury's cities and towns and easy access to shops and other community services
- Alternatives for moving people and freight

Environment Canterbury is the lead agency for the provision of public passenger transport services and registering commercial public transport services and is an advising and influencing agency for the provision of public transport infrastructure by territorial authorities and the New Zealand Transport Agency (Land Transport Act 1988), Public Transport Management Act 2008 and Land Transport Management Act 2008.

The priority issues

KEY ISSUES FOR 2009-10

Movement of people
 Designing growth to focus on increasing public passenger transport services, allowing access to work, education and recreation opportunities, increasing social and economic well-being. Public passenger transport is an effective way of moving people and goods, reducing the impact of congestion, increasing productivity, increasing social activities in a city that reduces traffic levels. Maximising passenger growth by providing access to quality passenger transport services by Environment Canterbury and in collaboration with territorial authorities and the New Zealand Transport Agency.

Costs for public transport operators and passengers
 To help for:

- Minimise the cost of public passenger transport services
- Minimise the cost of public passenger transport services
- Minimise the cost of public passenger transport services
- Minimise the cost of public passenger transport services

Accessibility
 The quality of public passenger transport services is a key factor in determining the quality of life in a city. It is essential that the transport system is accessible to all. This includes ensuring that the transport system is accessible to people with disabilities and that the transport system is accessible to people with disabilities and that the transport system is accessible to people with disabilities.

How our work contributes to well-being

Effect on the four well-being

Provision of affordable public passenger transport, allowing access to work, education and recreation opportunities, increasing social and economic well-being. Public passenger transport reduces the impact of congestion, increasing productivity, increasing social activities in a city that reduces traffic levels. Maximising passenger growth by providing access to quality passenger transport services by Environment Canterbury and in collaboration with territorial authorities and the New Zealand Transport Agency.

Involving the community

- Maximising passenger growth by providing access to quality passenger transport services by Environment Canterbury and in collaboration with territorial authorities and the New Zealand Transport Agency.
- Community groups and individuals have a role to play in the provision of public passenger transport services.
- Transport and travel needs are met
- Easy to travel around Canterbury's cities and towns and easy access to shops and other community services
- Alternatives for moving people and freight

How the community contributes

What our role is

These are the community outcomes that this group of activities contributes to


Our main focus

The relative proportions of total activity expenditure over the next 10 years

ENVIRONMENT CANTERBURY'S CONTRIBUTION

This section contains details of our contribution to the community outcomes, set out under the following groups of activities:

1. Air quality
2. Coastal environment
3. Corporate and democratic process
4. Emergency management
5. Energy
6. Hazards
7. Land
8. Navigation safety
9. Pests and biodiversity
10. Public passenger transport
11. Regional land transport
12. Waste, hazardous substances and contaminated sites
13. Water quality, quantity and ecosystems



ACTIVITIES

Priority over the next 10 years

The focus of this group of activities is on providing public passenger transport services, allowing access to work, education and recreation opportunities, increasing social and economic well-being. Public passenger transport is an effective way of moving people and goods, reducing the impact of congestion, increasing productivity, increasing social activities in a city that reduces traffic levels. Maximising passenger growth by providing access to quality passenger transport services by Environment Canterbury and in collaboration with territorial authorities and the New Zealand Transport Agency.

LEVELS OF SERVICE

How Environment Canterbury's levels of service relate to the community outcomes

Community Outcome	Environment Canterbury's Contribution
Transport and travel needs are met	High
Easy to travel around Canterbury's cities and towns and easy access to shops and other community services	High
Alternatives for moving people and freight	High

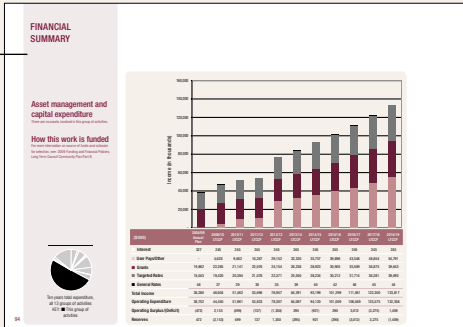
Any uncertainty underlying our forecasts

Any assumptions our forecasts are based on

Activity information

Results from your feedback

Expenditure and funding forecasts for the next 10 years




FINANCIAL SUMMARY

Asset management and capital expenditure

How this work is funded

Category	2009	2010	2011	2012	2013	2014	2015	2016	2017	2018	2019	2020
Land Purchase	2000	2000	2000	2000	2000	2000	2000	2000	2000	2000	2000	2000
Buildings	1000	1000	1000	1000	1000	1000	1000	1000	1000	1000	1000	1000
Infrastructure	5000	5000	5000	5000	5000	5000	5000	5000	5000	5000	5000	5000
Other	1000	1000	1000	1000	1000	1000	1000	1000	1000	1000	1000	1000
Total	9000	9000	9000	9000	9000	9000	9000	9000	9000	9000	9000	9000



Rating for Public Transport in Lyttelton and Diamond Harbour what the Council decided

The DRAFT 2010-19 LONG TERM COUNCIL COMMUNITY PLAN PROPOSED:

- The Lyttelton and Diamond Harbour area is the Council's rating area for public transport. This will include the Lyttelton, Diamond Harbour and Diamond Harbour areas, with rating areas for Lyttelton and Diamond Harbour.
- The rating area for public transport in Lyttelton and Diamond Harbour is the Lyttelton and Diamond Harbour area, with rating areas for Lyttelton and Diamond Harbour.

Rating for Public Transport in the Selwyn District what the Council decided

The DRAFT 2010-19 LONG TERM COUNCIL COMMUNITY PLAN PROPOSED:

- The Selwyn District is the Council's rating area for public transport. This will include the Selwyn District area, with rating areas for Selwyn District.