

Waste, hazardous substances and contaminated sites

Environment Canterbury's role is as the lead agency for identifying and monitoring contamination of land and as joint lead agency for managing the effects of hazardous substances and waste on the environment



» Delivering on community outcomes

Desired outcomes

- The environment, in general, is to be looked after.
- Business and farming activities do not harm the environment.

Progress this year

The amount of information on contaminated or potentially contaminated sites has increased, assisting landowners to make more informed decisions on remediation or other land-use options for those sites.

An additional 200 business sites received site assessments and guidance on implementing the Pollution Prevention Guide.

23.2 tonnes of unwanted agrichemicals were collected through the Targeted Agrichemical Collection Programme, bringing the total amount collected since 2002/03 to 178.1 tonnes.

Forty-eight resource consents were issued, with conditions, for waste and hazardous substance-related activities. 248 conditions were monitored for compliance. Action was taken in the two cases where significant non-compliance with consent conditions was found.

Effect on the four well-beings:



SOCIAL



ECONOMIC



ENVIRONMENTAL



CULTURAL

The cost of complying with consent conditions could negatively impact on the economic well-being of some individuals, however, this is offset by wider benefits to environmental well-being.

» Highlights

We expanded our programme working with industrial and commercial businesses on implementation of the Pollution Prevention Guide, reaching 200 business sites during the year. Of 493 issues identified, 68% were resolved, 18% have been programmed for resolution with follow-up action underway for the remainder.

We provided information to landowners, potential purchasers and other users about contaminated and potentially contaminated sites. In the Kaikoura district, the second district to be assessed, we identified 72 potential new sites to date, most of which will be added to the Listed Land Use Register following confirmation of land uses. Throughout the region, 492 new contaminated or potentially contaminated sites were added to the Listed Land Use Register.

» We also . . .

- Provided funding for eight local waste exchanges.
- Collected 23.2 tonnes of unwanted agrichemicals, in conjunction with local councils and the Ministry for the Environment.
- Started or continued work on three hazardous waste initiatives: asbestos waste, treated timber waste, and establishment of a domestic hazardous waste drop-off network.
- Lodged submissions on two notified city/district plan changes to ensure consistency with regional policies, and eight resource consent applications notified by city/district councils to address hazard substance and waste-related issues.
- Issued 48 resource consents with conditions to manage waste and hazardous substances and monitored 248 conditions for compliance. Action was taken to resolve the two that were graded as having significant non-compliance.

>> Levels of service This section reports on performance for 2007/08 against Annual Plan targets

1. Providing advice on preventing pollution from industrial and commercial sites, to protect the environment

Measure

The number of businesses that receive a site assessment and guidance on pollution prevention each year.

Target 2007/08
300 businesses.

200 business sites received site assessments and guidance on pollution prevention during 2007/08. *Not achieved.*

Number of businesses	
2005/2006	69
2006/2007	236
2007/2008	200

Source: Environment Canterbury records.

Notes: It is estimated that there are 7000 industrial sites in Christchurch that would benefit from this programme. Initially, priority will be given to businesses that handle or produce significant quantities of hazardous substances, as potentially these pose the greatest risk to the environment.

The term "businesses" in the measure was clarified in the 2007/08 Annual Plan to mean "business sites".

2. Removing and disposing of existing unwanted agrichemicals, to prevent contamination of the environment

Measure

The number of territorial authorities that have completed the Canterbury Targeted Agrichemical Collection Programme.

Target 2007/08
Eight territorial authorities.

Achieved. The following territorial authorities have completed the programme: Mackenzie, Waimate, Waitaki, Timaru, Selwyn, Christchurch City, Banks Peninsula¹, Waimakariri, Hurunui and Kaikoura.

Number of territorial authorities that have completed the programme	
2005/2006	6
2006/2007	7
2007/2008	10

Source: Environment Canterbury records.

Notes: This programme started in 2003/04 and is planned for completion in 2013/14.

The Ministry for the Environment funded the disposal of collected agrichemicals.

The Canterbury Targeted Agrichemical Collection Programme is run jointly with territorial authorities, with support from the Ministry for the Environment.

4. Authorising resource users to use natural and physical resources so that the environmental effects remain acceptable to the community

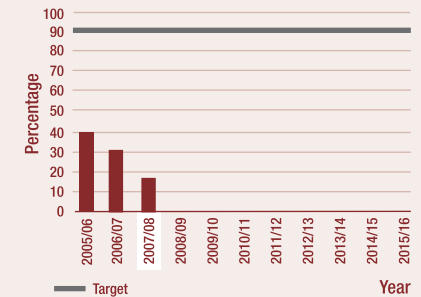
Measure 1

The percentage of resource consent applications processed in compliance with the statutory time-frames set down in the Resource Management Act 1991.

Target 2007/08
90%

Forty-eight applications were processed. Continued high demand for consents from water, dairy and subdivision related activities, coupled with increased numbers of notifications and hearings in water resource constrained areas, and some large individual applications, have resulted in many consent applications across all portfolios not being able to be completed within statutory timeframes. *Not achieved (17%).*

Processing of applications



3. Identifying contaminated sites and requiring those with responsibility for the contamination to remediate or mitigate the effects

Measure

The number of territorial authorities where all land with activities listed on the Hazardous Activities and Industries List has been identified, registered on the Listed Land Use Register and screened for risk.

Target 2007/08
Two territorial authorities.

Substantial progress was made with the Kaikoura District Council where all land with activities listed on the Hazardous Activities and Industries List was identified. Work in the Hurunui District was completed. *Not achieved.*

Number of territorial authorities	
2006/2007	0
2007/2008	1

Note: This was a new 10-year programme starting in 2006/07, aiming to complete one territorial authority area a year.

Source: Environment Canterbury records.

¹ When the LTCCP was written, the Banks Peninsula District Council existed.

>> Financial summary

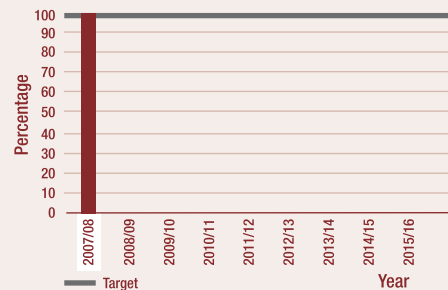
Measure 2

The percentage of resource consents consistent with Resource Management Act 1991 requirements, including proposed and operative regional plan requirements.

Target 2007/08
100%

Small volume, not measured.

Consents consistent with RMA



Source: Environment Canterbury.

What's changed since the 2006-16 LTCCP?

The 2006-16 LTCCP proposed that additional measures and targets to more comprehensively reflect the contribution made by the level of service towards the community outcomes would be included in the 2007/08 Annual Plan. Measure 3 replaces measure 2 in the 2006-16 LTCCP and new measures 2 and 4 have been added.

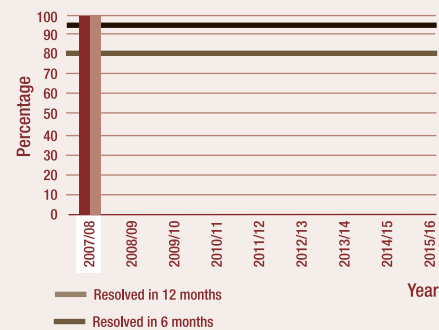
Measure 3

The percentage of significant or major non-compliance¹ with resource consent conditions resolved (no further action is required).

Target 2007/08
80% are resolved in six months.
95% are resolved in 12 months.

Achieved (100%)

Consent conditions - non-compliance resolved



Measure 4

The percentage of environmental incidents resolved (no further action is required).

Target 2007/08
95%

Inadequate sample size to determine compliance.

¹ Significant non-compliance means there have been moderate, serious or persistent adverse environmental effects. This also includes repeated minor non-compliance with nil or short-term adverse environmental effects, and unauthorised activities.

\$000	Actual 2007/08	Budget 2007/08	Actual 2006/07
Total Expenditure	1,458	1,779	1,461
<i>Funded by:</i>			
General rates	1,487	1,487	1,474
Targeted rates	-	-	-
Grants	-	155	-
User pays and other	217	118	234
Total Funding	1,704	1,760	1,708
Reserves Increase/(Decrease)	246	(19)	247

Fewer agricultural collections have been required, resulting in cost savings, and contaminated site investigation work, which has been partly funded by MFE, will now be carried out next year.

Capital Expenditure

Capital expenditure associated with this group of activities was funded from general funds and included as depreciation expense.