

Civil Defence Emergency Management Group



The Canterbury region is exposed to many natural and man-made hazards

The CDEM Group is a joint lead agency for emergency management and is responsible for the co-ordination of hazard reduction, readiness, response and recovery for emergency events, in partnership with councils, emergency response organisations other stakeholders (Civil Defence Emergency Management Act 2002).

KEY ISSUES FOR 2010/11

Hazard risk

Canterbury's dynamic physical environment and developed economy means that the region is vulnerable to a wide range of hazards. The greatest risk arises from being in close proximity to the Alpine Fault. Historically, there have been emergencies, such as flooding and storms, somewhere within the region in most years. In recent years a human disease pandemic has been recognised as a risk that needs to be taken into account.

Co-ordination

Many different organisations are involved in hazard reduction, readiness, response and recovery from emergency events. The Canterbury Civil Defence Emergency Management (CDEM) Group's job is to provide co-ordination to achieve resilience to the impact of emergency events. The CDEM Group Joint Committee provides member councils with local political input into emergency management across the region and is supported by the Co-ordinating Executive Group, which includes the emergency services and other CDEM stakeholders. Environment Canterbury is the administering authority for the CDEM Group and is further contracted to provide the CDEM Group's Emergency Management Office and Emergency Co-ordination Centre.

Personal self-sufficiency

During the first few days following a major emergency, such as a large tsunami or catastrophic earthquake, emergency services will be in high demand and people will need to fend for themselves. However, there is a widely held perception that in an emergency, no matter how large, civil defence will rescue them. People need to be prepared to look after themselves for at least three days. This will contribute to overall community resilience.

What's changed since the 2009-10 LTCCP?

No change.



Effect on the four well-beings

The Canterbury CDEM Group's contribution to community resilience has a positive impact on social and economic well-being.

While a significant emergency event, such as an earthquake, could be disruptive to the community, adversely affecting social, economic, environmental and cultural well-being, this is minimised as far as possible through a co-ordinated emergency response by the CDEM Group.

Note: The CDEM Group's contribution to regional community outcomes is included in Environment Canterbury's Annual Plan on behalf of all the member councils involved. Individual councils include coverage of the relationship between their organisation and the CDEM Group in their annual plans.

The CDEM Group is a joint committee of all councils in Canterbury, including Environment Canterbury, but not Waitaki District, which has chosen to be part of the Otago CDEM Group.

OUR ACTIVITIES

Priority in 2010/11

The focus is on providing capacity to prepare for and respond to emergency events.

Planning & consents

Developing policy for reducing the impact of emergencies on Canterbury and assessing policy effectiveness and efficiency.

Operations

Providing the capacity to co-ordinate emergencies that cannot be dealt with by emergency response agencies on their own, or that require a significant or co-ordinated response.

Communicating, educating & advocating

Supporting member authorities in informing the community about emergency management.

Work programmes in 2010/11

Planning & consents

- Enhance understandings of the consequences of all hazards facing the community.
- Enhance community resilience/capacity.
- Assess the effectiveness and efficiency of CDEM plans.
- Consultation on hazard risks.
- Implement the national emergency management information system within Canterbury.

Operations

- Further develop response agency partnerships to ensure systems are in place to enable the community to respond to emergency events.
- Co-ordinate the planning, preparedness, response and recovery capability of emergency response agencies in Canterbury.
- Respond to emergency events.
- Maintain the Group Emergency Co-ordination Centre in a state of response readiness, including maintaining a pool of trained emergency response personnel (staff and volunteers) to operate the Group Emergency Co-ordination Centre during emergencies.
- Maintain the CDEM Group's emergency communications network across Canterbury.

Communicating, educating and advocating

- Educate people about the hazards that they face, how to reduce the likelihood and consequences of these hazards and how people can prepare for and care for themselves during emergencies.
- Provide regional-level public information support during emergency events.
- Provide public consultation for the civil defence emergency management Group Plan review.

What's changed since the 2009-19 LTCCP?

No change.

OUR LEVELS OF SERVICE

These services deliver the Civil Defence Emergency Management Group's contribution to the community outcomes.

1 Providing a co-ordinated response capability to enable the community to respond effectively to emergencies

Measure

The level of co-ordination among the CDEM Group, territorial authorities, Environment Canterbury and response agencies, as assessed by independent observers at civil defence emergency management exercises.

Target

Likely to be effective in an emergency. (On a scale of unlikely to be effective in an emergency [needs substantial improvement], likely to be effective in an emergency [needs only minor improvement], highly likely to be effective in an emergency.)

(Monitoring and evaluation project to be initiated in 2010.)

2 Providing facilities for co-ordinating emergency response & recovery work

Measure

The state of readiness of the Group Emergency Co-ordination Centre (ECC), alternate ECC, and emergency communications network.

Target

100% readiness, 24-hours/7 days.

		Group Emergency Co-ordination Centre readiness	Alternate Emergency Co-ordination Centre readiness	Radio network readiness
2006/07	Actual	100%	100%	100%
2007/08	Actual	100%	100%	100%
2008/09	Actual	100%	100%	100%
2009/10	Target	100%	100%	100%
2010/11	Target	100%	100%	100%

Source: Environment Canterbury.

③ Encouraging agencies with responsibilities for lifelines' infrastructure, as set out in the CDEM Group Plan, to increase resilience

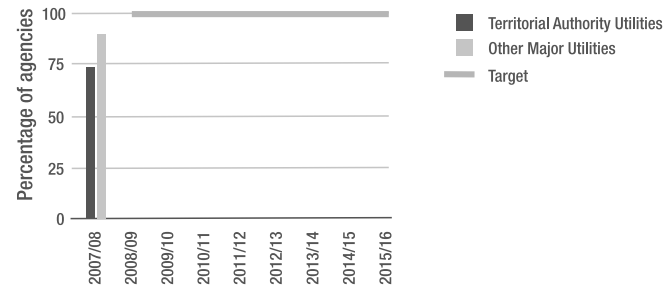
Measure 1

The percentage of agencies that have identified the hazards that affect their critical infrastructure.

Target

100%. Next measured in 2011/12.

PERCENTAGE OF AGENCIES IDENTIFYING HAZARDS THAT AFFECT CRITICAL INFRASTRUCTURE



Source: CDEM Group Biennial survey.*

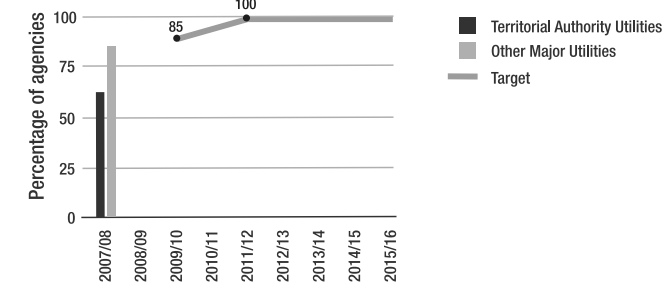
Measure 2

The percentage of agencies that have determined the impacts of those relevant hazards on infrastructure and operations.

Target

100% . Next measured in 2011/12.

PERCENTAGE OF AGENCIES THAT HAVE DETERMINED IMPACT OF HAZARDS



Source: CDEM Group Biennial survey.*

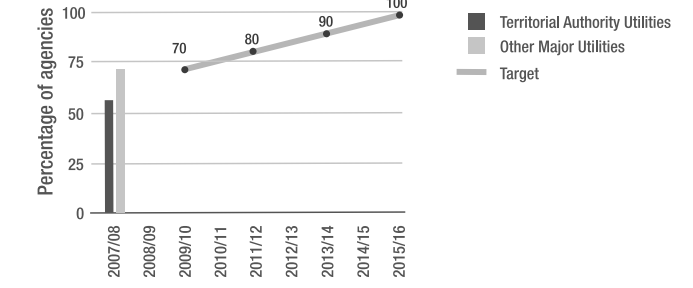
Measure 3

The percentage of agencies that have put in place a management programme to mitigate the unwanted effects of the hazards.

Target

100%. Next measured in 2011/12.

PERCENTAGE OF AGENCIES WITH A HAZARD MITIGATION MANAGEMENT PROGRAMME



Source: CDEM Group Biennial survey.*

*The survey conducted during 2007/08 was a baseline survey used to establish targets for future years. This survey is biennial so there are no new data for 2008/09.

4 Improving personal self-sufficiency to increase community resilience

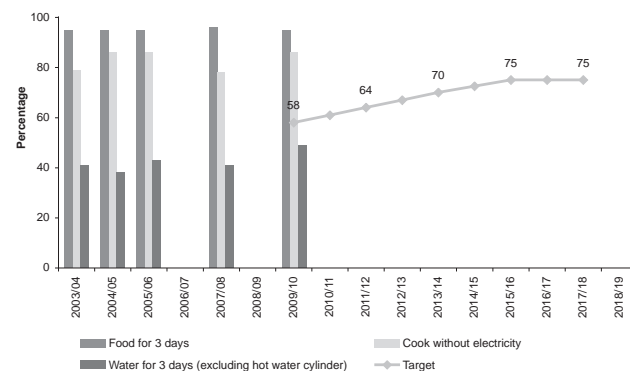
Measure

Percentage of the community who have enough food, emergency cooking facilities and water for at least three days, in the event of a major emergency event.

Target

75%. Next measured in 2011/12.

PERCENTAGE OF PEOPLE IN CANTERBURY PREPARED FOR AN EMERGENCY



Source: CDEM Group Biennial survey.

FINANCIAL SUMMARY

\$'000	Annual Report 2008/09	Annual Plan 2009/10	LTCCP 2010/11	Annual Plan 2010/11
Total Expenditure	1,281	1,367	1,362	1,321
<i>Funded by:</i>				
General rates	-	-	-	-
Targeted rates	1,278	1,204	1,198	1,193
User pays/Other	111	135	155	120
Grants	54	17	-	-
Interest	8	11	9	8
Total Income	1,451	1,367	1,362	1,321
Reserves Increase/(Decrease)	170	-	-	-

